

Waterproofed  
roof

Design  
Supply  
Installation

# adexsiUK

NSHEV conforms to NF EN  
12101-2 and NFS 61 937-1



NSHEV combining smoke ventilation and lighting – Daily ventilation can also be done (depends on the type of control).

## DESCRIPTION

- Certilux T is a complete NSHEV (Natural Smoke and Heat Exhaust Ventilators) which has its own mechanisms. Its translucent pivoting blades allow natural smoke ventilation and lighting.
- Extruded aluminium frame profiles of Certilux T allow fit any type of roof structure.
- Its different dimensions allow a tailor-made manufacturing which respects architectural wefts and modules.
- Its aesthetic allows to be integrated:
  - on roof,
  - for all kind of finish: any RAL paint, lacquered or anodised finish.
- CE rigid windshields, compulsory.

## REGULATION

- Certilux T is a NSHEV (Natural Smoke and Heat Exhaust Ventilators) conforms to NF EN 12101-2 and NFS 61 937-1.

## PROFILES

- Extruded aluminium frame to fit any type of roof structure.
- Various types of profiles (C, F, G, J) in accordance with roofing type or glazing structure.

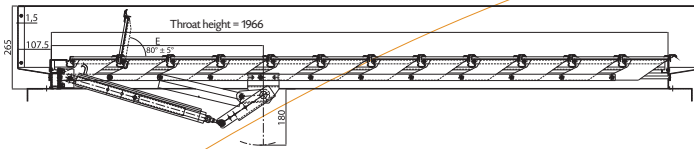
## PERFORMANCES

- Certilux T conforms to NF EN 12101-2 and NFS 61 937-1.
- 1200 J resistance.
- Reliability: Re 1,000 and Re 10,000.
- Aerodynamic value: Cv from 0.67 with upstand and 0,62 without upstand.
- Snow load (SL250 and SL500).
- Ug: of 2.5 to 3.6 W m<sup>2</sup>/°K for multiwall polycarbonate from 6 to 10 mm - for glass products on request.

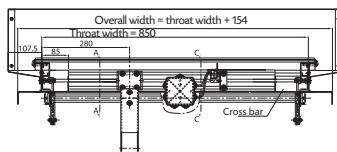
# Certilux T

Smoke Vents Range

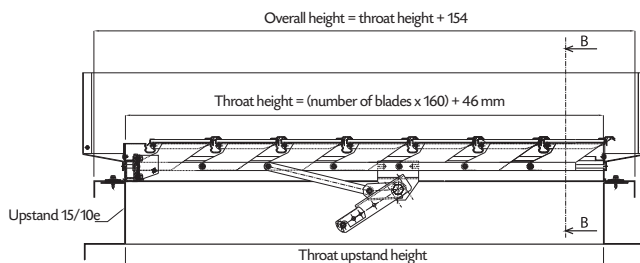
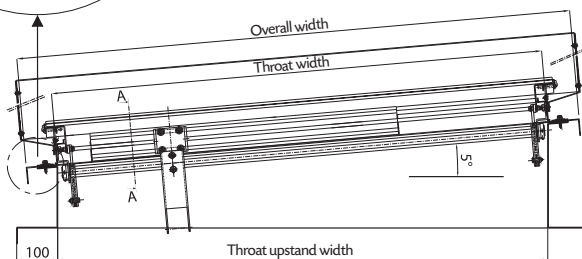
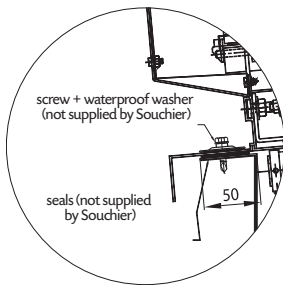
Section A-A



Section B-B



Princip of installation



Princip of installation on upstand with frame C

#### Tailor-made manufacturing:

- Throat width per frame-vent: mini 500, maxi 2,000 mm.
- Throat height per frame-vent: mini 800, maxi 3,500 mm.
- SGO: mini 1 m<sup>2</sup>, maxi 7 m<sup>2</sup> (CE mark).

#### INFILL

- Thickness: 6 mm and 10 mm.

#### Filling available:

- Honeycomb polycarbonate: 6 mm and 10 mm (clear, opalescent).
- Glazing: glass of 6.4 and 10.6 laminated glass.

#### TYPES OF CONTROLS

##### By remote controlled:

- Electrical
- Pneumatical
- Mecanical

#### OPTIONS

- Insulated (bituminous) upstand (for installation on multilayered roof).
- Insulated acoustic upstand.
- Safety and hold o/c switch (safety option)
- Thermal release (70, 100, 140 and 180°, compulsory).

#### INSTALLATION

- For roof installation to be integrated on upstand.
- For glass roof or shed installation with all kind of profiles.

#### A clear solution for smoke control and ventilation.



The Business Centre, Cardiff House,  
Cardiff Road, Vale of Glamorgan, CF63 2AW



(+44) 0845 0840 555



(+44) 0845 0840 556



info@adexsiuk.com