

**DECLARATION OF PERFORMANCE OF SMOKE AND HEAT CONTROL SYSTEMS**

1. *Unique identification code of the product-type:* EXUBAIE V2 OFVEI
2. *Type, batch or serial number or any other element allowing identification of the construction product as required under Article 11 paragraph 4:*  
**Information given on the tracking label :**  
**Order confirmation Number + Product Number + Date of production**
3. *Intended use or uses of the construction product, in accordance with the applicable harmonised technical specification, as foreseen by the manufacturer :*

**3.1 Product description :** Natural smoke and heat exhaust ventilator with a single casement, for wall installation on a horizontal axis in a bottom or top hung opening outside configuration, or on a vertical axis side hung opening outside style. The infill can be in cellular polycarbonate, in glass or insulated double skin aluminium (thermally or acoustically).

**3.2 Installation and implementation conditions in accordance with the certified performances.**

- Wall installation ( $\pm 5^\circ$ )
- Dimensional range : (Hht and Lht are the overall dimensions of the product)

	Bottom or top hung :		Side hung	
	Minimum	Maximum	With	If Lpa $\geq 2 \times$ Hpa
LHT (mm)	1120	2620	1320	2620
HHT (mm)	510	1320	2620	1370

**3.3 Mode of operation :** Electrical opening and closing

Voltage  $U_a = U_c = 24$  ou  $48$  Vcc  
 Wattage  $P_a = P_c$  absorbed in a steady state =  $40,8$  W maxi

**3.4 Possible options :**

Open / Close position switches  
 Thermal device release (according to the current standard).

4. *Name, registered trade name or trade mark , in conformity with article 11, paragraph 5:*

**Company name :** SOUCHIER-BOULLET SAS  
 11 rue des Campanules - CS 30066  
 77436 MARNE LA VALLEE Cedex 2  
 France

**Production unit :** SOUCHIER-BOULLET SAS  
 11 rue du 47<sup>ème</sup> R.A.  
 70400 HERICOURT

6. 7. *System or systems of assessment and verification of constancy of performance of the construction product as set out in Annex V:*

The notified body TÜV Rheinland N° 0336 performed the determination of the product type on the basis of type testing, type calculation of the product, the initial inspection of the manufacturing plant and the factory production control and the continuous surveillance, assessment and evaluation of the factory production control under system 1 and issued the certificate of constancy of performance EN 12 101-2 2003

**Certificat CE N°0336 – CPR – 6742-3.**

9. *Performances déclarées :*

Harmonised technical specification: EN 12101-2:2003	Essential characteristics	Performance
	Nominal activation conditions / sensitivity, as:	
	Initiation device	present
	Opening mechanism	present
	Inputs and outputs	present
	Response delay (response time), as:	
	Reliability	
	Opening under (snow, wind) load	$\leq 60$ s
	Low ambient temperature	
	Fire Performance	
Operational reliability, as:		
Reliability	Re 1000 (+10 000), Type B	
Effectiveness of smoke/hot gas extraction, as:		
Aerodynamic free area (see diagrams)	$A_a = A_v \times C_v^{**}$	
Performance parameters under fire conditions, as:		
Resistance to heat	B <sub>300</sub> 30	
Mechanical stability	$\Delta A_{\text{évolutif}} < 10\%$	
Reaction to fire		
Insulated panel or glass	A1	
Polycarbonate	B-s1;d0	
Performance under environmental conditions, as:		
Opening under load	SL NPd	
Low ambient temperature	T(00)	
Stability under wind load	WL 1500	
Resistance to wind-induced vibration (where included)	$\omega_0 > 10$ Hz, $\delta > 0,1$	
Resistance to heat	B <sub>300</sub> 30	
Durability, as:		
Response delay (response time)	$\leq 60$ s	
Operational reliability	Re 1000 (+10 000)	
Performance parameters under fire conditions	$\leq 60$ s; $\Delta A_{\text{évolutif}} < 10\%$	

**Calculation of the free aerodynamic area :**

$$A_a = A_v \times C_v^{**}$$

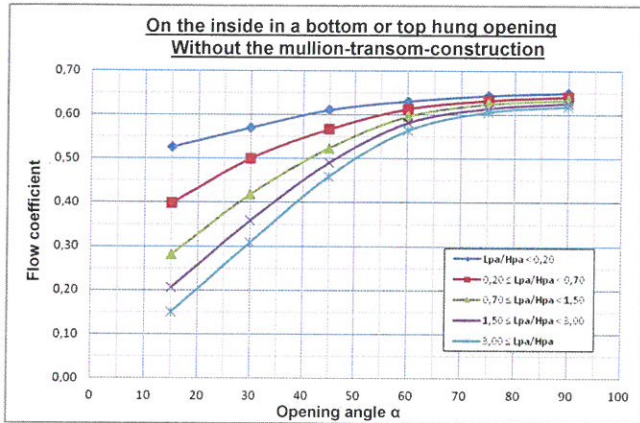
$$A_v = Lpa \times Hpa$$

$$Lpa = Lht - 0,120 \text{ m and } Hpa = Hht - 0,120 \text{ m}$$

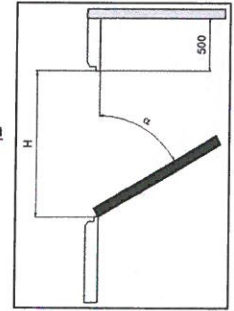
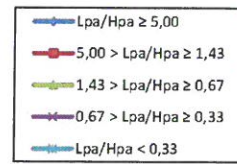
N : DoP Baie V2 OFVEI\_indA1

**DECLARATION OF PERFORMANCE OF SMOKE AND HEAT CONTROL SYSTEMS**

**\*\* Cv : Calculation of flow coefficient Without the influence of the "mullion-transom-construction" :**



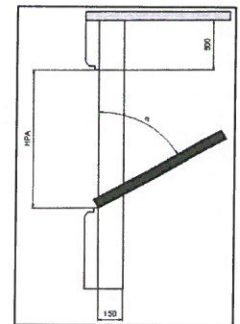

**Inwards side hung opening Without the mullion-transom-construction**



**\*\* Cv : Calculation of flow coefficient With the influence of the "mullion-transom-construction" :**



**Inwards side hung opening With the mullion-transom-construction**



10. The performance of the product identified in points 1 et 2 is in conformity with the declared performance in point 9. This declaration of performance is issued under the sole responsibility of the manufacturer identified in point 4.

Signed for and on behalf of the manufacturer by: David Maillart – R&D Manager

The 19/12/2017  
In Lognes