

## DECLARATION OF PERFORMANCE OF SMOKE AND HEAT CONTROL SYSTEMS

1. *Unique identification code of the product-type:* **EXUBAIE RPT OFPI**  
**EXUBAIE STD OFPI**
2. *Type, batch or serial number or any other element allowing identification of the construction product as required under Article 11 paragraph 4:*  
**Information given on the tracking label :**  
**Order confirmation Number + Product Number + Date of production**
3. *Intended use or uses of the construction product, in accordance with the applicable harmonised technical specification, as foreseen by the manufacturer :*

**3.1 Product description :** Natural smoke and heat exhaust ventilator with a single casement, for wall installation on a horizontal axis on the inside in a bottom or top hung opening configuration, or on a vertical axis inwards side hung opening style. The infill can be in cellular polycarbonate, in glass or insulated double skin aluminium (thermally or acoustically).

**3.2 Installation and implementation conditions in accordance with the certified performances.**

- Wall installation ( $\pm 5^\circ$ )
- Dimensional range : (Hht and Lht are the overall dimensions of the product)  
 $0,5 \leq Hht \leq 1,6 \text{ m}$  and  $0,5 \leq Lht \leq 2,4 \text{ m}$ . With  $0,10 \leq A_v^* \leq 2,16 \text{ m}^2$ 
  - \* Exubaie RPT OFPI:  $A_v = Lpa \times Hpa$  ( $Lpa = Lht - 0,212 \text{ m}$  and  $Hpa = Hht - 0,212 \text{ m}$ )
  - \* Exubaie STD OFPI:  $A_v = Lpa \times Hpa$  ( $Lpa = Lht - 0,180 \text{ m}$  and  $Hpa = Hht - 0,180 \text{ m}$ )

**3.3 Mode of operation :** Pneumatic opening and closing

- Service pressure 6 to 20 bars
- o 0,12NI in opening
  - o 8,3NI in closing

**3.4 Possible options :**

- Open / Close position switches
- Thermal device release (according to the current standard).

4. *Name, registered trade name or trade mark , in conformity with article 11, paragraph 5:*

**Company name :** SOUCHIER SAS  
11 rue des Campanules  
CS 30066  
77436 MARNE LA VALLEE Cedex 2  
France

**Production unit :** SOUCHIER SAS  
11 rue du 47<sup>ème</sup> R.A.  
70400 HERICOURT  
France

6. 7. *System or systems of assessment and verification of constancy of performance of the construction product as set out in Annex V:*

The notified body TÜV Rheinland N° 0336 performed the determination of the product type on the basis of type testing, type calculation of the product, the initial inspection of the manufacturing plant and the factory production control and the continuous surveillance, assessment and evaluation of the factory production control under system 1 and issued the certificate of constancy of performance N°

**CE Certificate N°0336 – CPR – 6742-3.**

9. *Declared performances :*

| Harmonised technical specification: EN 12101-2:2003 | Essential characteristics   | Performance  |
|---|---|--|
|   | <b>Nominal activation conditions / sensitivity, as:</b><br>Initiation device<br>Opening mechanism<br>Inputs and outputs   | present<br>present<br>present  |
|   | <b>Response delay (response time), as:</b><br>Reliability<br>Opening under (snow, wind) load<br>Low ambient temperature<br>Fire Performance   | $\leq 60 \text{ s}$  |
|   | <b>Operational reliability, as:</b><br>Reliability  | Re 1000 (+10 000), Type B  |
|   | <b>Effectiveness of smoke/hot gas extraction, as:</b><br>Aerodynamic free area (see diagrams)   | $A_a = A_v^* \times C_v^{**}$  |
|   | <b>Performance parameters under fire conditions, as:</b><br>Resistance to heat<br>Mechanical stability<br>Reaction to fire<br><br>Insulated panel or glass<br>Polycarbonate   | $B_{300} \geq 30$<br>$\Delta A_{thtotal} < 10 \%$<br><br>A1<br>B-s1;d0                             |
|   | <b>Performance under environmental conditions, as:</b><br>Opening under load<br>Low ambient temperature<br>Stability under wind load<br>Resistance to wind-induced vibration (where included)<br>Resistance to heat | SL NPd<br>T(00)<br>WL 1500<br>$\omega_{0,5} > 10 \text{ Hz}$ , $\delta > 0,1$<br>$B_{300} \geq 30$ |
|   | <b>Durability, as:</b><br>Response delay (response time)<br>Operational reliability<br>Performance parameters under fire conditions   | $\leq 60 \text{ s}$<br>Re 1000 (+10 000)<br>$\leq 60 \text{ s}$ ; $\Delta A_{thtotal} < 10 \%$     |

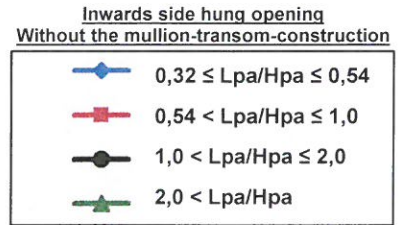
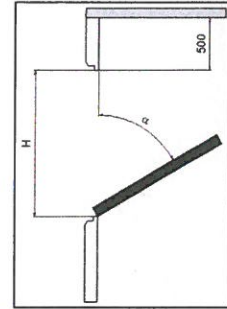
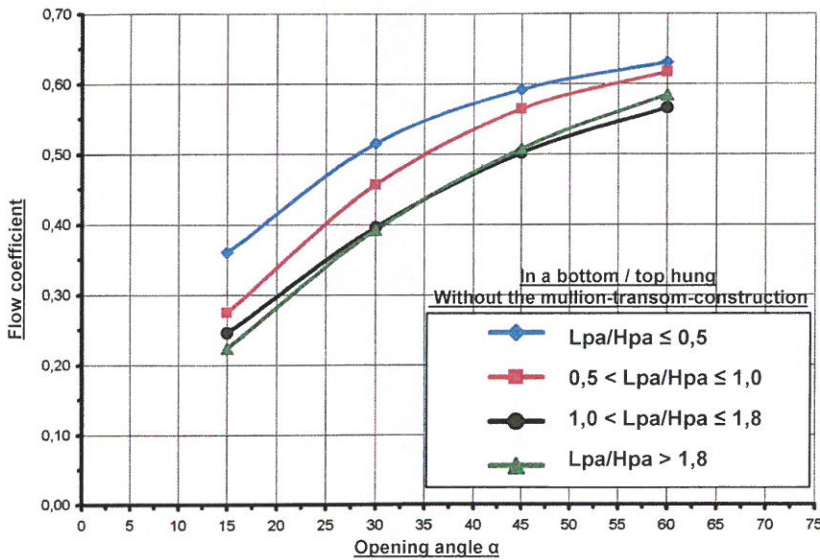
**Calculation of the free aerodynamic surface :**

$$A_a = A_v \times C_v^{**}$$

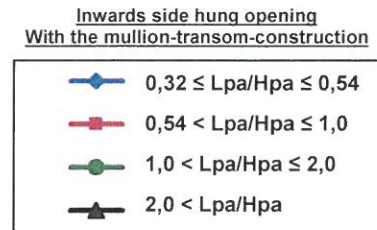
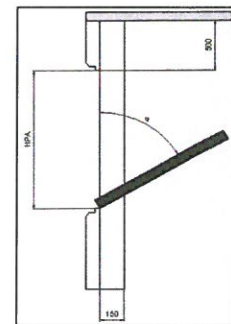
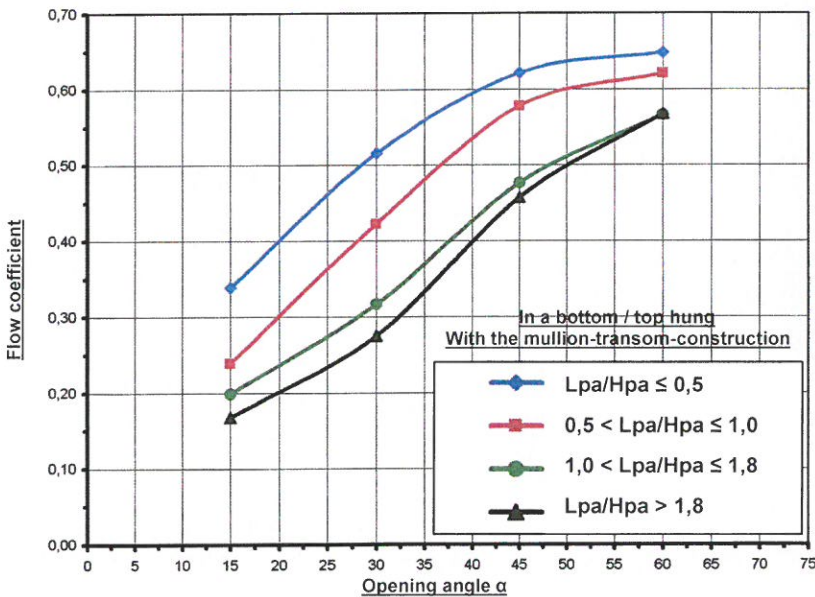
$$A_v = Lpa \times Hpa$$

**DECLARATION OF PERFORMANCE OF SMOKE AND HEAT CONTROL SYSTEMS**

**\*\* Cv : Calculation of flow coefficient Without the influence of the "mullion-transom-construction" :**



**\*\* Cv : Calculation of flow coefficient With the influence of the "mullion-transom-construction" :**



10. The performance of the product identified in points 1 et 2 is in conformity with the declared performance in point 9. This declaration of performance is issued under the sole responsibility of the manufacturer identified in point 4.

Signed for and on behalf of the manufacturer by: **David Maillart – R&D Manager.**  
 The 19/12/2017  
 In Lognes